

CHAPTER 3

The Church-Turing Thesis

Contents

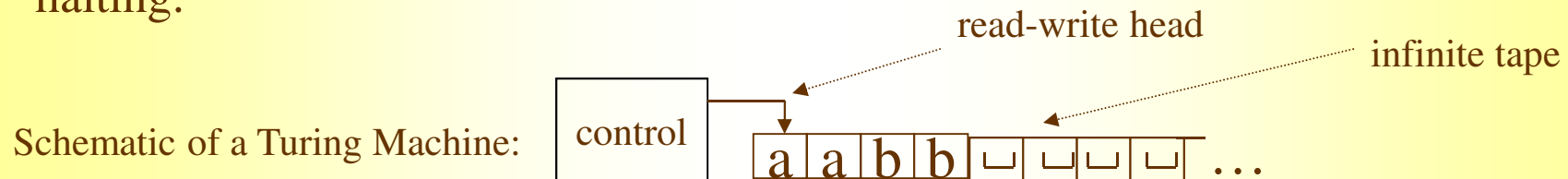
- **Turing Machines**
 - **definitions, examples, Turing-recognizable and Turing-decidable languages**
- **Variants of Turing Machine**
 - **Multitape Turing machines, non-deterministic Turing Machines, Enumerators, equivalence with other models**
- **The definition of Algorithm**
 - **Hilbert's problems, terminology for describing Turing machines**

Turing Machines (intro)

- So far in our development of theory of computation we have presented several models for computing devices
- **Finite automata** are good models for devices that have a small amount of memory.
- **Pushdown automata** are good models for devices that have an unlimited memory that is usable only in the last in, first out manner of a stack.
- We have shown that some very simple tasks are beyond the capabilities of these models.
- Now we will consider a much more powerful model, first proposed by Alan Turing in 1936, called the **Turing Machine (TM)**.
- It is similar to a finite automaton but with an *unlimited* and *unrestricted memory*.
- TM is much more accurate model of a general purpose computer.
- It can do everything that a real computer can do.
- But a TM also cannot solve certain problems.
- There are problems that are beyond the theoretical limits of computation.

Turing Machines (informal)

- The Turing machine model uses an *infinite tape* as its unlimited memory.
- It has a *head* that can read and write symbols and move around on the tape.
- Initially the tape contains only the input string and is blank everywhere else.
- If TM needs to store information, it may write this info on the tape.
- To read the information that it has written, TM can move its head back over it.
- The machine continues computing until it produces an output.
- The output *accept* and *reject* are obtained by entering designated accepting and rejecting states.
- If it does not enter an accepting or a rejecting state, it will go on forever, never halting.



- The differences between finite automata and Turing machines.
 - A TM can both write on the tape and read from it.
 - The read-write head can move both to the left and to the right.
 - The tape is infinite.
 - The special states for rejecting and accepting take immediate effect.

Example

- We want to design a TM $M1$ which accepts if its input is a member of B

$$B = \{w\#w : w \in \{0,1\}^*\}.$$

Informal description how the TM works on input string s .

- Scan the input to be sure that it contains a single # symbol. If not, *reject*.
- Zig-zag across the tape to corresponding positions on either side of the # symbol to check on whether these positions contain the same symbol. If they do not, *reject*. Cross off symbols as they are checked to keep track of which symbols correspond.
- When all symbols to the left of the # have been crossed off, check for any remaining symbols to the right of the #. If any symbols remain, *reject*; otherwise, *accept*.

$M1$ on input

011000#011000

┌	011000#011000	_ ...
└	x11000#011000	_ ...
┌	x11000#x11000	_ ...
└	xx1000#x11000	_ ...
┌	xxx1000#xxx1000	_ ...
└	xxxxxx # xxxxxx	_ ...

accept

Formal Definition of TMs

- A *Turing machine* (TM) is specified by a 7-tuple

$(Q, \Sigma, \Gamma, \delta, q_0, q_{accept}, q_{reject})$, where

Q is a finite set of states,
 Σ is a finite input alphabet not containing \sqcup ,
 Γ is a finite tape alphabet, such that $\sqcup \in \Gamma$, $\Sigma \subset \Gamma$,
 $\delta: Q \times \Gamma \rightarrow Q \times \Gamma \times \{L, R\}$ is the transition function,
 $q_0 \in Q$ is the start state,
 $q_{accept} \in Q$ is the accept state, and
 $q_{reject} \in Q$ is the reject state, where $q_{accept} \neq q_{reject}$.

- The heart of the definition of a TM is the transition function because it tells us how the machine gets from one step to the next.

$\delta(q, a) = (r, b, L)$ means that when the machine is in a certain state q and head is over a tape square containing a symbol a , the machine writes the symbol b replacing the a , and goes to state r . The third component is either L or R and indicates whether the head moves to the left or right after writing.

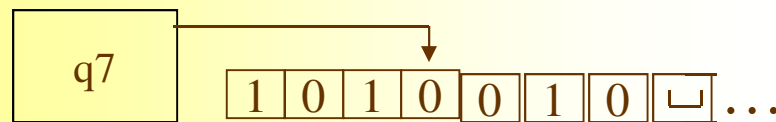
How does a TM compute?

- Initially TM receives its input $w = w_1w_2\dots w_n \in \Sigma^*$ on the leftmost n squares of the tape, and the rest of the tape is blank.
- The head starts on the leftmost square of the tape.
- Note that Σ does not contain the blank symbol, so the first blank symbol appearing on the tape marks the end of the input.
- Once TM starts, the computation proceeds according to the rules described by the transition function.
- If TM ever tries to move its head to the left off the left-hand end of the tape, the head stays in the same place for that move, even though the transition function indicates L .
- The computation continues until it enters either accept state or reject state at which point it halts.
- If neither occurs, TM goes on forever.



Acceptance of Strings and the Language of TM

A configuration C of the TM.



$101q70010$

For a state q and two strings u and v over the tape alphabet Γ we write uqv for the configuration where the current state is q , the current tape contents is uv , and the current head location is the first symbol of v .

Let $a, b, c \in \Gamma$, $u, v \in \Gamma^*$, $q_i, q_j \in Q$.

We say that configuration

$$uaq_i bv \text{ yields } \begin{cases} uq_j acv & \text{if } \delta(q_i, b) = (q_j, c, L) \\ uacq_j v & \text{if } \delta(q_i, b) = (q_j, c, R) \end{cases}$$

Note that

$$q_i bv \text{ yields } \begin{cases} q_j cv & \text{if } \delta(q_i, b) = (q_j, c, L) \\ cq_j v & \text{if } \delta(q_i, b) = (q_j, c, R) \end{cases}$$

and that uaq_i is equivalent to $uaq_i \square$ and we can handle this as before.

Acceptance of Strings and the Language of TM (cont.)

- The *start configuration* of TM on input w is q_0w .
 - In an *accepting configuration* the state is q_{accept} .
 - In an *rejecting configuration* the state is q_{reject} .
- } **Halting configurations**
- A Turing machine TM *accepts input* w if a sequence of configurations C_1, C_2, \dots, C_k exists where
 - C_1 is the start configuration of TM on input w ,
 - each C_i yields C_{i+1} and
 - C_k is an accepting configuration.
 - If L is a set of strings that TM accepts, we say that L is the *language of* TM and write $L=L(TM)$.
 - We say TM *recognizes* L or TM *accepts* L .
 - A language is *Turing-recognizable* if some TM recognizes it.
 - For a TM three outcomes are possible on an input: it may *accept*, *reject* or *loop*.
 - **Deciders** are TMs that always make a decision to accept or reject the input.
 - A language is *Turing-decidable* or simply *decidable* if it is accepted by a decider.

Example 1.

- A TM $M2$ which decides the language $A = \{0^{2^n} : n \geq 0\}$.

Higher-level description.

$M2$ = “On input string w :

1. Sweep left to right across the tape, crossing off every other 0 .
2. If in stage 1 the tape contained a single 0 , *accept*.
3. If in stage 1 the tape contained more than a single 0 and the number of 0 's was odd, *reject*.
4. Return the head to the left-hand end of the tape.
5. Go to stage 1.”

Formal description.

$M2 = (Q, \Sigma, \Gamma, \delta, q1, q_{accept}, q_{reject})$

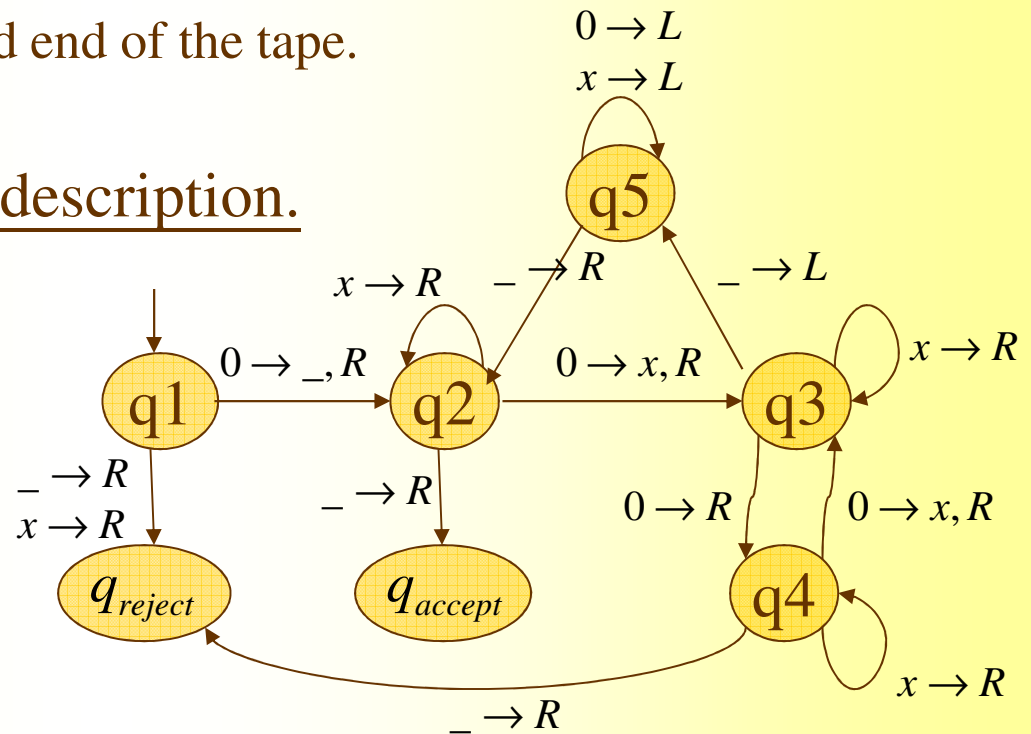
$Q = \{q1, q2, q3, q4, q5, q_{accept}, q_{reject}\}$

$\Sigma = \{0\}$

$\Gamma = \{0, x, \sqcup\}$

Start state

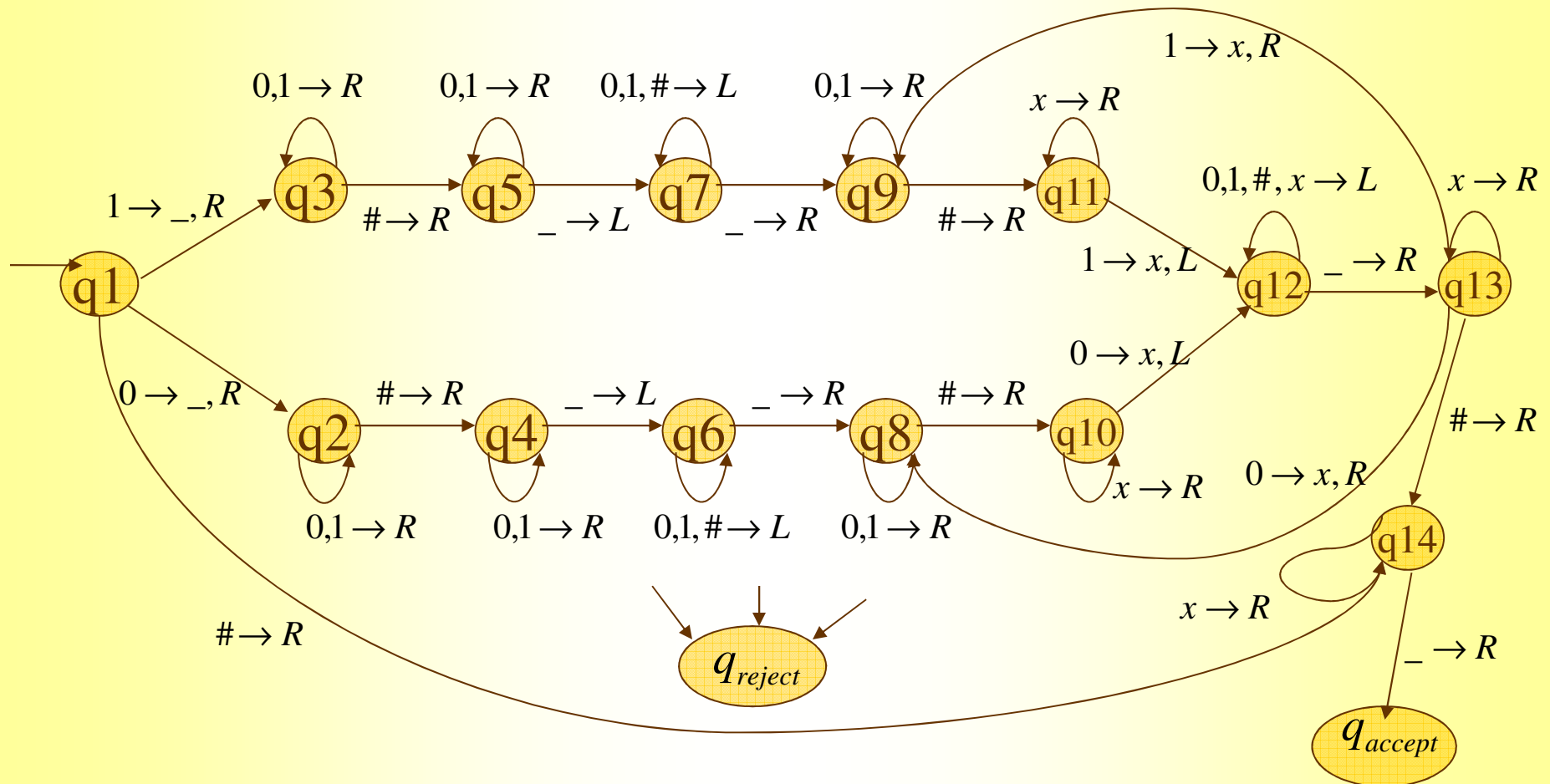
Run $M2$ on input 0000 and 000



Example 2.

- A TM $M1$ which decides the language $B = \{w\#w : w \in \{0,1\}^*\}$.
For higher-level description see slide #4.

Formal description. $M1 = (Q, \Sigma, \Gamma, \delta, q1, q_{accept}, q_{reject})$ $\Sigma = \{0,1,\#\}$
 $Q = \{q1, \dots, q14, q_{accept}, q_{reject}\}$ $\Gamma = \{0,1,\#,x,\sqcup\}$



- **Example 3:** A TM solving the *element uniqueness problem*. It is given a list of strings over $\{0,1\}$ separated by #s and its job is to accept if all strings are different. The language is

$$E = \{\#x_1\#x_2\#\dots\#x_l : x_i \in \{0,1\}^* \forall i \in \{1,\dots,l\}, x_i \neq x_j \text{ for } i \neq j\}.$$

- TM M3 works by comparing x_1 with x_2 through x_l , then by comparing x_2 with x_3 through x_l , and so on.

Higher-level description: M3=“On input w :

1. Place a mark on top of the leftmost tape symbol. If that symbol was blank, *accept*. If it was a #, continue with the next stage. Otherwise, *reject*.
2. Scan right to the next # and place a second mark on top of it. If no # is encountered before a blank symbol, only x_1 was present, so *accept*.
3. By zig-zagging, compare the two strings to the right of the marked #s. If they are equal, *reject*.
4. Move the rightmost of the two marks to the next # symbol to the right. If no # symbol is encountered before a blank symbol, move the leftmost mark to the next # to its right and the rightmost mark to the # after that. If no # is available for the rightmost mark, all the strings have been compared, so *accept*.
5. Go to stage 3.”

(In the actual implementation, the machine has two different symbols, # and #, in its tape alphabet).