

A Case for Networks of Workstations (NOW)

Tom Anderson, David Culler,
Dave Patterson *et al*

Computer Science Division
EECS Department
University of California, Berkeley

NOW 1

Outline

- **Background: Evolution of Computer Industry**
- **Opportunity for Large Scale Computing on NOW**
- **Why NOW now?**
- **The NOW Project at Berkeley**
- **Issues and Potential Solutions**
 - Time Lag for NOW using fastest workstations
 - Network Overhead
 - Preserving Response Time for large and small jobs
 - I/O Bottleneck
 - NOW helps only parallel jobs?
- **Conclusion**

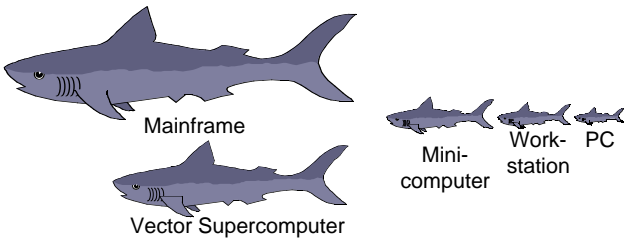
NOW 2

Original Food Chain Picture



NOW 3

1984 Computer Food Chain



NOW 4



Minicomputer

1994 Computer Food Chain

(hitting wall soon)



Mainframe

(future is bleak)



Vector Supercomputer



Massively Parallel Processors



Work-station PC

NOW 5

MPP: A Near Miss

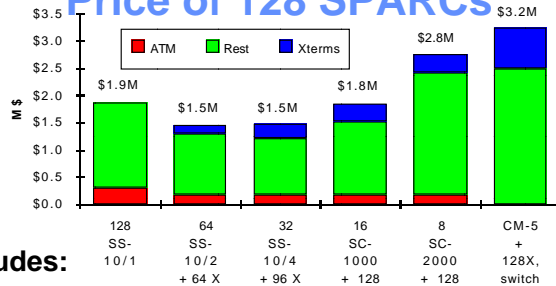
- “near commodity” μ procs, DRAMs, boards => delayed shipment:

MPP	Proc	Year	=WS
- T3D	150 MHz Alpha	'93/'94	'92/'93
- Paragon	50 MHz i860	'92/'93	≈ '91
- CM-5	32 MHz SS-2	'91/'92	'89/'90

- μ proc perf. improves 50% / yr (4%/month)
 - 1 year lag: WS = 1.50 MPP node perf.
 - 2 year lag: WS = 2.25 MPP node perf.
- No economy of scale in 100s => +\$
- SW incompatibility (OS & apps) => +\$\$\$\$

NOW 6

Price of 128 SPARCs



- **Includes:**
 - 128 50 MHz SuperSPARCs w. 1 MB external cache (3/94)
 - 4 GB of DRAM (32 MB/processor)
 - 134 GB of magnetic disk (128 1.05 GB magnetic disks)
 - 128 screens (native or Xterms)
 - Switch (native or ATM: 1 interface/2 procs+ switch)
 - » \$700/node for interface + \$70,000 per 64-way switch
- **Cost Xterms for MPP > Cost ATM for NOWs**
- **≈ 2X MPP v. new NOW, ≈10X MPP v. old NOW**

NOW 7

Volume vs. Cost

- Rule of thumb on applying learning curve to Manufacturing:

“When volume doubles, costs reduce 10%”

A DEC View of Computer Engineering by C. G. Bell, J. C. Mudge, and J. E. McNamara, Digital Press, Bedford, MA., 1978.

- 40 MPPs @ 200 nodes = 8,000 nodes/year
vs. 100,000 Workstations/year

$$12.5X \approx 2^{3.6} \Rightarrow (0.9)^{3.6} = 0.68$$

Cost should be 1/3 less for same components

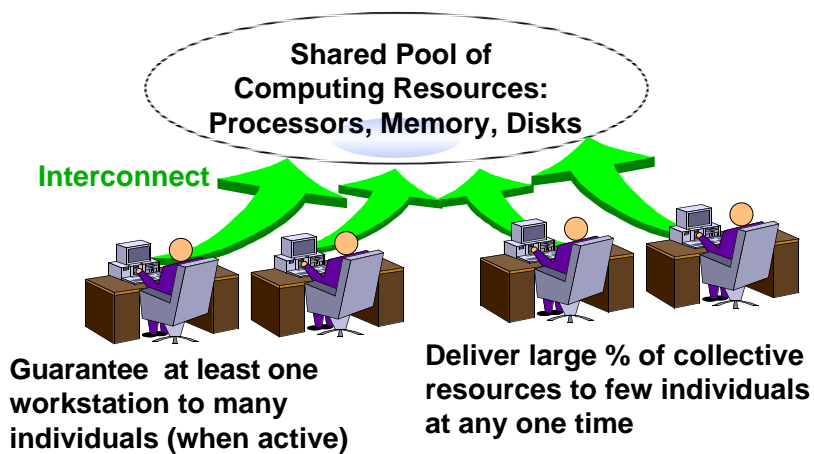
NOW 8

1990s Building Blocks

- There is no “near commodity” component
- Building block = complete computers (HW & SW) shipped in 100,000s:
Killer micro, Killer DRAM, Killer disk, Killer OS, Killer packaging, Killer investment
 - Leverage billion \$ per year investment
- Interconnecting Building Blocks => **Killer Net**
 - High Bandwidth
 - Low latency
 - Reliable
 - Commodity
 - (ATM?)

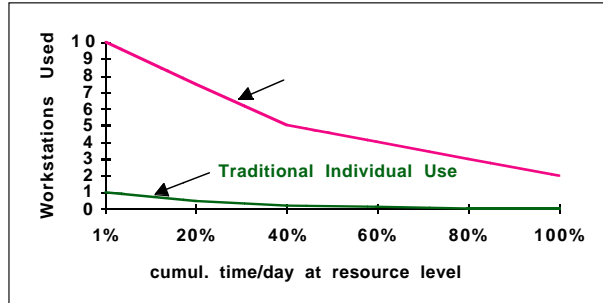
NOW 9

Opportunity of Large-scale Computing on NOW



Current Utilization of Resources

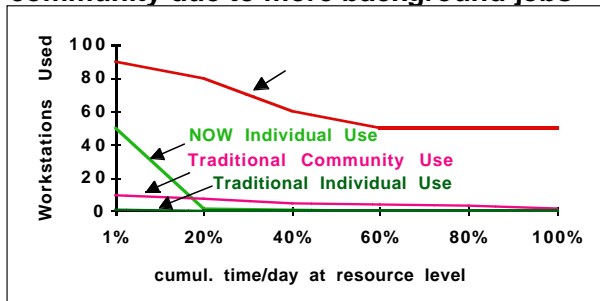
- Out of 100 workstations, how are resources used by individual and by whole community?



NOW 11

Using Available Resources means Better Performance

- Higher peak use/person; Higher tail for community due to more background jobs



NOW 12

Why NOW now? (Beyond technology and cost)

- Building block is big enough (v. Intel 8086)
- Networks are faster
 - Higher link bandwidth (v. 10 Mbit Ethernet)
 - Switch based networks coming (ATM)
 - Interfaces simple & fast (Active Msgs)
- Striped files preferred (RAID)
- Demise of mainframes, supercomputers, & MPPs

NOW 13

NOW Benefits Parallel Programs: Example MPP Performance

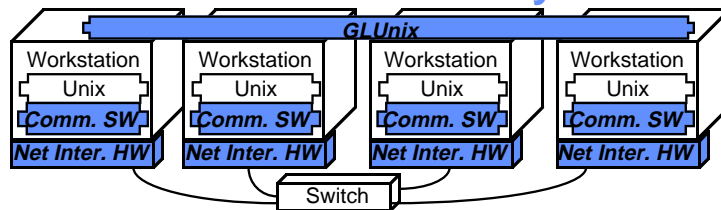
<i>Machine (no. processors)</i>	<i>ODE</i>	<i>Transport</i>	<i>I/O</i>	<i>Total</i>
		<i>(seconds)</i>		
Cray C-90 (16)	7	4	25	38
Intel Paragon (256)	12	24	10	46
RS/6000 (256),Ether	4	23,340	4,030	27,374
+ ATM	4	192	2,015	2,211
+ Parallel FS	4	192	10	206
+ low net. overhead	4	11	10	25

(1 disk/processor, parallel FS for C-90, Paragon)

- Order of importance: ATM bandwidth, Parallel File System, low overhead ATM/SW=> **1000X**

NOW 14

NOW @ Berkeley



- **Design & Implementation of higher-level system**
 - Global OS (Glunix)
 - Parallel File Systems (xFS)
 - Fast Communication (HW for Active Messages)
 - Application support
- **Overcoming technological shortcomings**
 - Fault tolerance
 - system management
- **NOW Goal: Faster for Parallel AND Sequential**

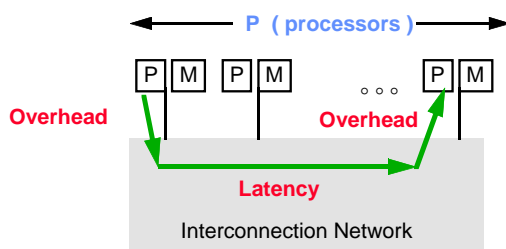
NOW 15

NOW Issues and Potential Solutions

- **Network Overhead**
- **Preserving Response Time for large and small jobs**
 - Recruiting idle workstations
 - Gang scheduling for parallel tasks
 - Not annoying interactive users
- **I/O Bottleneck**
- **NOW helps only parallel jobs?**
 - NOW File System (xFS): large file cache
 - Network RAM: avoid I/O

NOW 16

Communication Model: Beyond Bandwidth

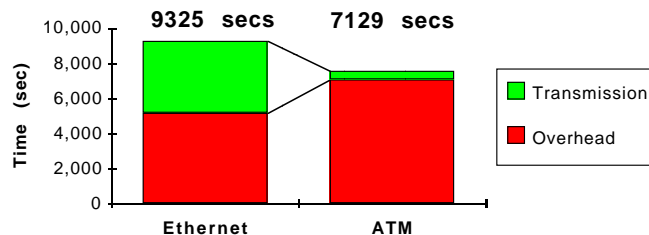


- Network **Latency** incurred in sending message between nodes (1-way)
- Processor **Overhead** to send or receive a message (1-side)

NOW 17

Importance of Overhead (and Latency)

- NFS trace over 1 week: 95% msgs < 200 bytes
- Ethernet: 9 Mb/s BW, 456 μ secs overhead
- ATM Synoptics: 78 Mbit/s BW, 626 μ secs ovhd.



- **Bandwidth \approx MIPS for processors; misleading?**
(625 μ sec overhead ATM vs. 155 Mb/s BW ATM)

NOW 18

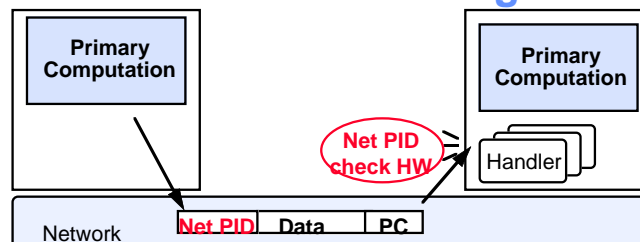
MPP/LAN Overhead & Latency

		Overhead	Latency
MPP	with A.M.	2 μ s	5 μ s
	w.o. A.M.	25 μ s	
LAN	with A.M.	8 μ s	5 - 50 μ s
	w.o. A.M.	360 μ s -625	

1996 Berkeley NOW Goal:
Overhead+Latency \leq 10 μ s for 100 WS

NOW 19

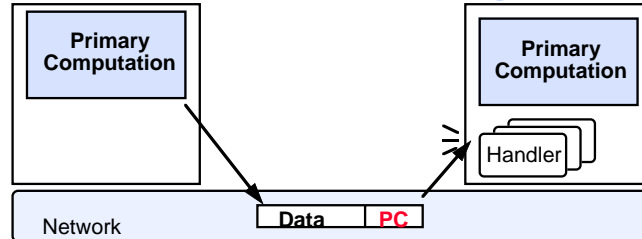
NOW Active Messages



- **Key Idea: Network Process ID attached to every message that HW checks upon receipt**
 - Net PID match, as fast as before
 - Net PID mismatch, interrupt and invoke OS
- **Can mix LAN messages and MPP messages; invoke OS & TCP/IP only when not cooperating (if everyone uses same physical layer format)**

NOW 20

MPP Active Messages



- **Key Idea: associate a **small** user-level handler **directly** with each message**
 - Sender injects the message directly into the network
 - Handler executes immediately upon arrival
 - pulls the message out of the network and integrates it into the ongoing computation, or replies
 - No buffering (beyond transport), no parsing, no allocation, primitive scheduling

NOW 21

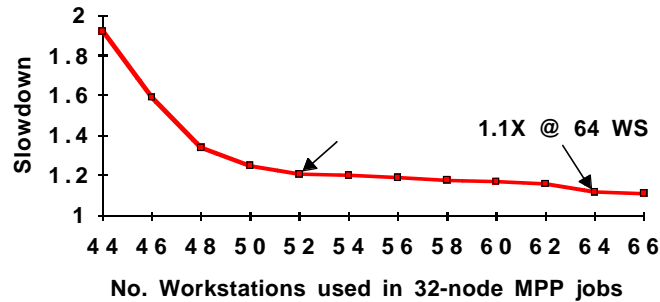
Experiment running MPP workload on NOW running sequential workload

- 51 DECStation 5000s measured for 1 week, local disk and 64 MB memory; for IC design
- Measured CM-5 at Los Alamos National Labs 10/4/93 to 11/10/93 as prototype large program workload
- Simulated 32-node MPP workload on NOW with sequential workload (ignore network)

NOW 22

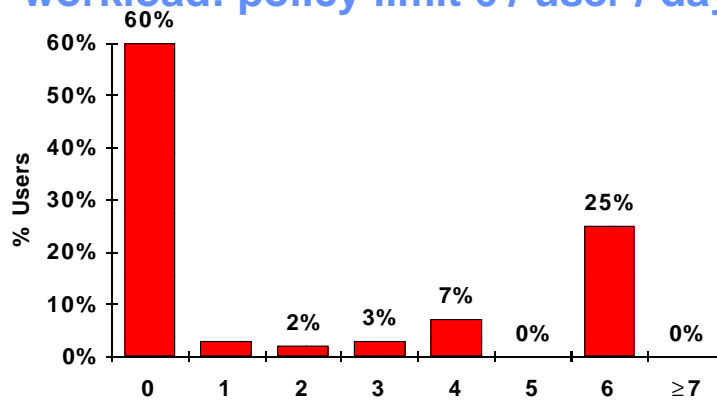
Sequential & Parallel on 1 System

- Sequential has priority
- Ratio MPP nodes:desktops 3:5=>1.2x slowdown



NOW 23

Annoyances per Day with MPP workload: policy limit 6 / user / day



User interactivity preserved with simple policy
(no policy some users annoyed > 20 times/day)

NOW 24

Glunix Technical Challenge: Interactive Performance

- Must **gang schedule** parallel jobs to be as good as dedicated MPP for parallel jobs
- Must quickly restore state to be as good as dedicated workstation for uniprocessor jobs
- Focus on **memory state** as well as CPU cycles
 - Delay in restoring memory biggest roadblock to harvesting idle cycles
- Time to save or restore:
 - 64MB over Ethernet, single disk 60 seconds
 - 64MB over ATM, parallel file sys **2 seconds**

NOW 25

Issues and Potential Solutions

- Network Overhead
- Preserving Response Time for large and small jobs
 - Gang scheduling for parallel tasks
 - Recruiting idle workstations
 - Not annoying interactive users
- **I/O Bottleneck**
- **NOW helps only parallel jobs?**
 - NOW File System (xFS): large file cache
 - Network RAM: avoid I/O

NOW 26

xFS: File System for NOW

- **Serverless File System: All data with clients**
 - Use MP cache coherency to reduce traffic
- **Files striped for parallel transfer**
- **Large file cache (“cooperative caching”)**

Miss Rate **Response Time**

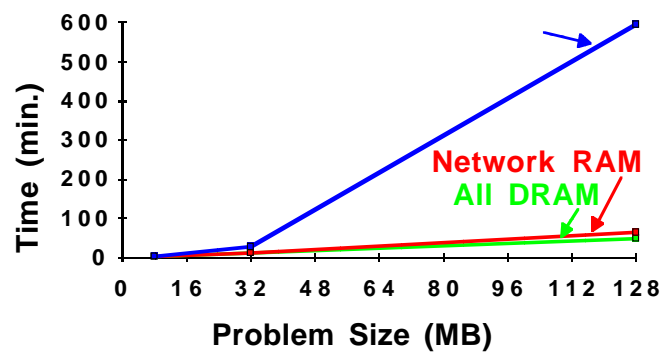
Client/Server	10%	1.8 ms
xFS	4%	1.0 ms

(42 WS, 32 MB/WS, 512 MB/server, 8 KB/access)

- **Paper at SIGMETRICS '94**
 - Tech. Report: UCB/CSD-94-798
 - anon FTP: cs-tr@cs.berkeley.edu

NOW 27

Network RAM simulation



- 1.1X to 1.3X slower v. all DRAM
- 4X to 9X faster v. DRAM+disk

NOW 28

3 Paths for Applications on NOW?

- **Revolutionary (MPP Style):** write new programs from scratch using MPP languages, compilers, libraries, ...
- **Porting:** port programs from mainframes, supercomputers, MPPs, ...
- **Evolutionary:** take sequential program & use
 - 1) **Network RAM:** first use memory of many computers to reduce disk accesses; if not fast enough, then:
 - 2) **Parallel I/O:** use many disks in parallel for accesses not in file cache; if not fast enough, then:
 - 3) **Parallel program:** change program until it uses enough processors that it is fast

=> Large speedup without fine grain parallel program

increasing
programming
difficulty

NOW 29

Pitfalls for NOWs

- **Invoking operating system when communicate**
 - 100s μ sec overhead added to low latency communication
- **Rewrite/Modify WS operating system to include features for NOW**
 - Limited to single brand of desktop computer
 - Can't leverage of OS improvements by vendor
 - New HW useless until OS port => lower performance
- **Design NOW to only help large programs that are parallel**
 - Few applications are parallel => hard to justify fast NOW
 - Many large programs just need memory and disk BW
- **Serial file system**
 - can't take advantage of 100s of parallel disks

NOW 30

Pitfalls for NOWs (cont'd)

- **Design custom network interface HW & SW for single model of desktop computer**
 - New HW useless until new NI HW, SW port
=> lag time and lower performance
- **Custom proprietary network as new LAN**
 - LAN market demands standardization => multiple suppliers & add new products to network ASAP
 - Too important to rely on a single supplier
- **Scaling WS OS kernel beyond 32 processors**
 - Kernel locks are bottleneck as well as shared bus
- **Parallel tasks don't run at same time**
 - Parallel program communication much slower if nothing to consume messages from other parallel tasks

NOW 31

Research Focus at New Level

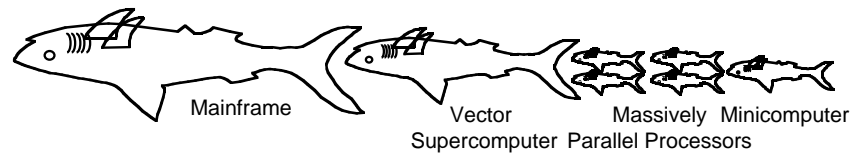
- **"Higher Order" Systems Research: building on top of other systems vs. bottom-up**
 - Must avoid time lag: neither HW nor OS can delay putting new machines to use
- **Advantages:**
 - + easier to track technological advances
 - + less development time
 - + easier to transfer technology (reduce lag)
- **New challenges:**
 - maintaining performance goals
 - system is changing underneath you
 - underlying system has other people's bugs
 - underlying system is poorly documented

NOW 32


Conclusion

- **1990s building block is desktop HW&SW**
- **Need higher-level system research use building blocks: stand on shoulders, not toes**
- **NOWs underutilized => add large programs**
 - Sequential apps use memories & disks (**Network RAM**)
 - MPP apps use CPUs, memories, & disks
- **Technologies aligned to exploit NOW now**
 - 32-bit μ processors, switch based LANs, active messages, striped files, file caches, process migration
- **Challenges for NOW: Leveraging technology yet add low overhead user communication, global OS, parallel file system**

NOW 33



2004 Computer Food Chain



NOW 34

Backup Slides

- **(The following slides are only used to answer questions)**

NOW 35

Other NOW projects

- **Shrimp at Princeton (Li, Clark):
PCs with Intel Paragon switch**
- **FLASH at Stanford (Gupta, Hennessy)
SGI workstations with shared address space
with Intel Paragon Switch**
- **COW at Wisconsin (Hill, Wood):
SPARCstations with shared address space**
- **Related projects at MIT, Rice, UCLA, ...**

NOW 36

Why Higher Price for Same Components in SBMPs?

- SparcStation-10 (1 to 4 processor desktop) vs. SparcCenter-2000 (2 to 20 proc. server)
 - Same processor and cache as building block
- ASIC Costs/ProcSS-10 SC-2000 Ratio

	SS-10	SC-2000	Ratio
Number ASICs	5	8	1.6
Total Gates	90k	235k	2.6
Person Months	145	305	2.1
People Costs	\$1.5M	\$3.0M	2
- Sales (9/93-12/93) ≈ 33,000 ≈ 1,000 33
- Higher development spread over fewer sales => customer pays more for same processor
- Worse for MPPs since even smaller volume

NOW 37

Hidden Costs of Large Systems

- Spares/Self maintenance for NOW vs. 5% to 10% purchase/ year for SBMP/MPP
- Upgrade components of NOW vs. discard for SBMP/MPP
 - SBMP limited processor upgrade (discard?), can't upgrade bus
 - MPP limited processor upgrade (discard?), can't upgrade network
 - LAN enables individual upgrades of workstations and/or switch
- NOW cheaper at purchase and cheaper to own

NOW 38

Latency & Overhead for ATM

- **Latency: worse than MPP**
 - Links latency basically speed of light (1000 ft = 1 μ sec)
 - Per-hop latencies:
 - » SynOptics 50 μ sec
 - » Fore 10 μ sec
 - » AN2 \approx 2 μ sec
 - Store and Forward vs. Cut through routing
 - Bigger switches so fewer hops (1/3): 6 to 150 μ sec
- **Overhead: comparable to MPP**
 - HP WS UDP (OS) 360 μ sec
 - HP WS w. A.M. 8 μ sec (**if can avoid OS**)

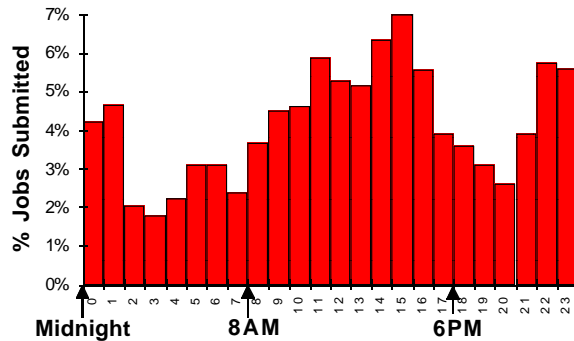
NOW 39

Heterogeneity of Workstations

	SPARC	D/MIPS	HP PA	RS/6000	Misc.
Berkeley	100	85	23	5	50
Cornell	150	0	11	1	50
Duke	110	0	0	1	29
Washing.	33	65	2	0	21
Wisconsin	48	228	47	0	99

NOW 40

Time of day submit MPP jobs



24% 12am-8am, 52% 8am-6pm => need daytime MPP!

NOW 41

User's View of GLUnix

- **User's workstation + aggregate CPUs, DRAMs, & disks of entire network**
 - sequential apps run as if on standard UNIX
 - parallel apps: *network process*
 - » coordinated scheduling
 - » single system view of OS services
- **System must survive node failures, migrate activity away from interactive use**

NOW 42

GLUnix Tradeoffs

If build kernel from scratch:

- clean, elegant design possible
- hard to keep pace with commercial OS development

If layer on top of unmodified commercial OS:

- struggle with existing interfaces
- work-arounds may exist for common cases

Goal: look for minimal set of changes to commercial OS that provide most leverage for demanding apps.

NOW 43

GLUnix Technical Challenges

- Implementing co-scheduling on top of UNIX kernel
- Preserving interactive performance
- Fault tolerance – surviving node failures, software upgrades, hardware expansion
- Free RAM
- Parallel file systems on workstation platforms
- ...

NOW 44

Technical Challenge: File systems

Technology push to re-think network file systems:

- Aggregate ATM bandwidth > single disk
- workstations cheaper than server machines
- tertiary storage to provide infinite capacity
- wide area access is slow, expensive and unreliable

Application pull:

- high availability is a necessity
- peak demand >> average demand
- parallel program I/O

NOW 45

OS Features for Large Programs

- **Desirable characteristics for Sequential Tasks**
 - reliability
 - use processors for sequential tasks
 - low-overhead user level communication
 - standard services of WS: virtual memory/paging
 - parallel file system for fast I/O
 - system survives node crash
- **Added characteristics for Parallel Tasks**
 - network process
 - » single view of system services (files, sockets, ...)
 - co-ordinated scheduling of logical program on all nodes
 - effective multiprogramming of sequential interactive programs with parallel programs
 - protected communication

NOW 46

OS Assessment

	SBMP	MPP	NOW
reliability	Yes	No	Yes
sequential tasks	Yes	No	Yes
low-overhead comm.	Yes	Yes	No
virtual memory/paging	Yes	No	Yes
parallel file system	No	Yes	No
node crash survival	No	No	Yes
network process	No	Yes	No
co-ordinated scheduling	No	Yes	No
S/P multiprocessing	No	No	No
protected communication	Yes	No	Yes

- All OS have weaknesses for large, parallel programs!

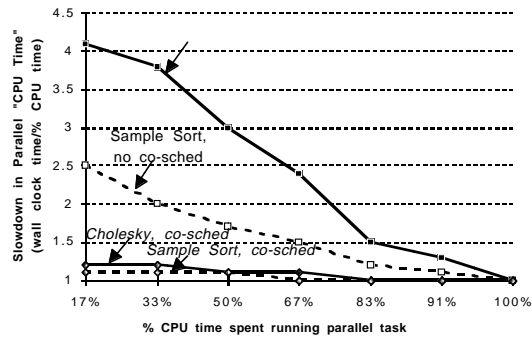
NOW 47

Co-scheduling Experiment

- How important is co-scheduling to performance on MPP programs?
- Measured on CM-5 inserting random process to vary the amount of time processor runs parallel task vs. an independent serial task
- Two programs: Cholesky and Sample sort, with and without co-scheduling: 2.5 to 4X vs. 1.1 to 1.2 with
- Third program, EM3D, goes off the chart without co-scheduling at 17% parallel task (35X slower) vs. 1.2 with co-scheduling
- But skew in time slices not critical

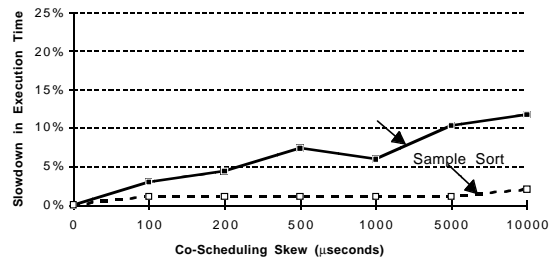
NOW 48

Co-Scheduling Value



NOW 49

Value of exact start times of process co-scheduling



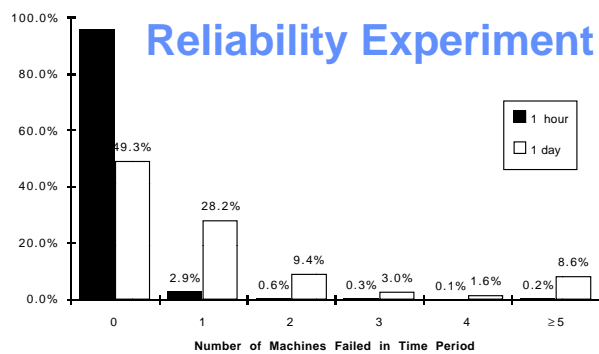
- Large skews in synchronization of process start times make little difference in run time
- Expect real skews < 1000 μsecs (5% impact)
- Conclusion: Effective co-scheduling plausible for NOWs

NOW 50

How About Reliability of WS HW/OS?

- Do workstations fail so frequently that can't handle MPP workload? (all parallel machines stall until dead system reboots)
- 58 DECstation 5000s measured for > 1 year
 - Only 1 time/year all machines unavailable (power failure)
 - 632 reboots: 345 Shutdowns + 1 power failure for 58 machines + 229 surprises
 - Virtually every time run in degraded mode

NOW 51



- **Estimated impact on MPP workload if this sample generalizes**
 - Chance of ≥ 1 machine of 58 reboot in 1 hour is 4%
 - Chance of ≥ 1 machine of 58 reboot in 1 day is 50%
 - Chance of non-user directed reboot in 1 hour is <2%
 - Chance of non-user directed reboot in 1 day is <25%
- **Not a problem if jobs << 1 hour**

NOW 52

MPP Workload & NOW Reliability

- Automatically checkpoint jobs that run longer than 30 minutes every 30 minutes
- Restart if crash
- If checkpoint takes 1 minute & lose 2% jobs taking >30 minutes, total extra time for long jobs:
 $\approx 4 \times 1 \text{ min} + 2\% \times (30/2) = 4.6 \text{ minutes}$
- <5% overhead to make it very likely to finish very long jobs

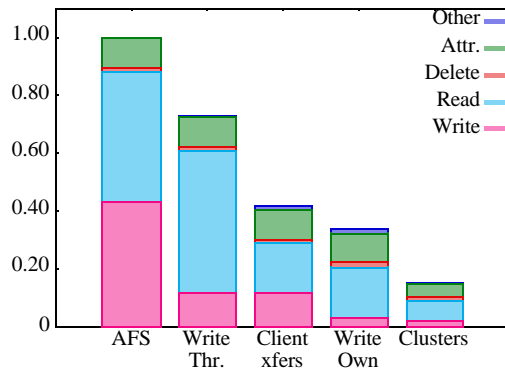
NOW 53

xFS vs. AFS: Server Load

- Simulation using Berkeley Auspex NFS
Traces: 4 Networks, 237 Clients, 6 Days (+1 Day of Cache Warming)
 - Networks, CPUs, In-Memory File Caches, Disks
- | | Server Messages | Server Data | Server Load |
|-----|-----------------|-------------|-------------|
| AFS | 1.4 M | 15.2 GB | 100% |
| xFS | 0.4 M | 0.0 GB | 15% |
- 6:1 Reduction in Server Load
 - Network Bytes Through Server Reduced More Than 99%

NOW 54

xFS vs. AFS: Server Graph



NOW 55

Example: Global Climate Model

- **GCM program Gator**
 - For a 4° by 5° section of Earth (L.A. Basin)
 - 20 vertical layers and 92 chemical species
 - 2 part computation: ODE + Transport
- **Simulated time: 12 hours => 36 B FLOPS**
- **Input from disk=> 3.9 GB over run (1 byte every 8 FLOPS); 51 MB output to disk**
- **Want 10 to 50 years of simulated climate**
- **Single IBM RS/6000 over network to disk:**
 - 2 hours on machine /12 simulated hours!
 - 8 years to simulate 50 years!
 - >50% time in I/O

NOW 56

NOW Benefits Sequential Programs: “Network DRAM, Network Disk”

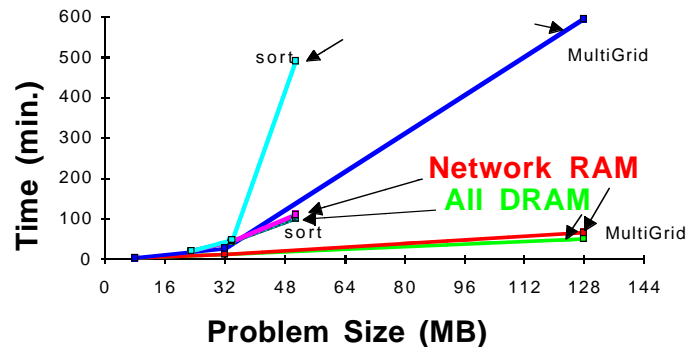
- New Level of the Memory Hierarchy:

	Latency (μ sec)	BW (MB/s)	Size (MB)	Cost (\$)	Cost/ MB (\$/MB)
Cache	0.032	500	0.25	\$500	\$2000
DRAM	0.32	50	64	\$2500	\$40
Network RAM	20*	15	6400	\$2000	\$0.30
Disk	10,000	2	1000	\$1000	\$1.00
Network 10,250* Disk		15	100000	\$2000	\$0.02

(* provided have low overhead network interface that avoids OS)

NOW 57

Network RAM simulations:



1.1 to 1.3X slower v. all DRAM; 4X to 9X faster v. disk

NOW 58