

Diameters, Centers, and Approximating Trees of δ -hyperbolic Geodesic Spaces and Graphs

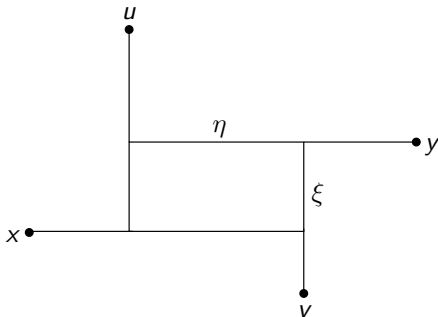
SoCG'08, University of Maryland

V. Chepoi, F. Dragan, B. Estellon, M. Habib, Y. Vaxès

LIF, Université d'Aix-Marseille
CS, Kent State University
LIAFA Université Diderot - Paris 7

δ -Hyperbolicity (M. Gromov, 1987)

for any four points u, v, w, x of a metric space (X, d) , the two larger of the distance sums $d(u, v) + d(w, x)$, $d(u, w) + d(v, x)$, $d(u, x) + d(v, w)$ differ by at most 2δ .




$$\min\{\eta, \xi\} \leq \delta$$

δ -Hyperbolicity measures the local deviation of a metric from a tree metric: a metric is a tree metric iff it is 0-hyperbolic.

Geodesic metric spaces

Geodesic segment

A **geodesic segment** joining two points x and y of a metric space (X, d) is a continuous map ρ from the segment $[a, b]$ of length $|a - b| = d(x, y)$ to X such that $\rho(a) = x$ and $\rho(b) = y$.



Geodesic metric spaces

A metric space (X, d) is **geodesic** if every pair of points in X can be joined by a geodesic.

Remark. Every connected graph can be transformed into a geodesic metric space by replacing every edge by a segment of length 1.

Goal and results

Our goal

To establish **local-to-global** results about the “resemblance” of geodesic δ -hyperbolic metric spaces and δ -hyperbolic graphs to trees.

Our results

(i) We show that approximating the **diameter** $diam(S)$, the **radius** $rad(S)$, and the **center** $C(S)$ of a subset S in a δ -hyperbolic geodesic space or graph with an **$O(\delta)$ -additive error** can be done in the same way as for trees. This leads to very simple algorithms for fast approximating (and in some cases, for computing in **linear time**) of $diam(S)$, $rad(S)$, and $C(S)$.

(ii) We present a simple linear-time construction of distance **approximating trees** of δ -hyperbolic graphs with n vertices having the same additive **distortion** $O(\delta \log n)$ as Gromov's construction.

(iii) We establish that several classes of geometrically defined graphs have bounded hyperbolicity.

Diameter, radius, and center

Diameter

Let S be a finite set of points of a metric space (X, d) .

Diameter: $\text{diam}(S) = \max\{d(u, v) : u, v \in S\}$.

Diametral pair: any pair of points $x, y \in S$ such that $d(x, y) = \text{diam}(S)$.

Furthest neighbors

The set $F(x)$ of **furthest neighbors** of a point $x \in X$ in S consists of all points of S at the maximum distance from x . The **eccentricity** $\text{ecc}(x)$ of $x \in X$ is the distance from x to any point of $F(x)$.

Center and radius

The **center** $C(S)$ of S is the set of points of X with minimum eccentricity. The **radius** $\text{rad}(S)$ of S is the eccentricity of central points, i.e., $\text{rad}(S)$ is the smallest radius of a ball of (X, d) enclosing all points of S (a **ball** $B(c, r) = \{x \in X : d(c, x) \leq r\}$ consists of all points $x \in X$ at distance at most r to c).

Known results

Fast computation of diameter, radius, and center

is a basic algorithmic problem in **computational geometry** and **graph theory** with applications in operation research, data clustering, location theory, and analysis of complex networks.

Spaces admitting fast algorithms

Linear $O(n)$, $O(n \log n)$, and subquadratic algorithms are known for trees, n -point sets in \mathbb{R}^2 and \mathbb{R}^3 , simple polygons and simple rectilinear polygons endowed with intrinsic geodesic or link metric, and some classes of graphs (chordal graphs, cactus networks, some plane triangulations and quadrangulations). Most of these algorithms are not simple.

Known algorithmic results about δ -hyperbolicity

The **internet topology** embeds with better accuracy into low-dimensional hyperbolic space than into Euclidian space of comparable dimension. PTAS for the **Traveling Salesman Problem**, efficient **nearest neighbor search**, **distance labeling schemes and routing schemes**, and approximation algorithms for **covering and packing by balls**.

Tree-folklore

C. Jordan (1869)

C. Jordan established that the center of a tree is a single point (and of a graphic tree is a vertex or an edge).

Diameter

The diameter $diam(S)$ of a set S in a tree T can be found in linear time by running the following **folklore algorithm**:

Algorithm 2FP

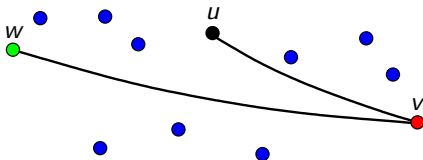
- 1 Pick an arbitrary point u of T
- 2 Find a furthest neighbor v of u in S
- 3 Find a furthest neighbor w of v in S
- 4 Return $d(v, w)$ as $diam(S)$ and v, w as a diametral pair of S

Center

To find the center of S it suffices to add the following step:

- 5 Return the midpoint c of the unique (v, w) -path of T

Diameter and radius



Proposition 1

For a finite subset S of a δ -hyperbolic space (X, d) and any $u \in X$, if $v \in F(u)$ and $w \in F(v)$, then $d(v, w) \geq \text{diam}(S) - 2\delta$. The pair $\{v, w\}$ can be computed using $O(|S|)$ distance calculations.

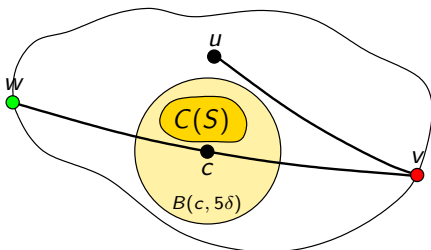
Proposition 2

For a finite set S of a δ -hyperbolic geodesic space,
 $2\text{rad}(S) \geq \text{diam}(S) \geq 2\text{rad}(S) - 4\delta$.

Corollary 1

For a finite set S of a δ -hyperbolic geodesic space,
 $\text{rad}(S) \leq d(v, w)/2 + 3\delta$.

Center I



Proposition 3

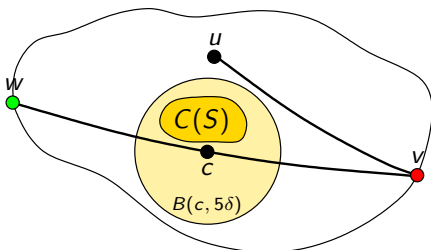
For a finite set S of a δ -hyperbolic geodesic space, $\text{diam}(C(S)) \leq 4\delta$.

Let c be the middle of a geodesic $[v, w]$ between v and w .

Proposition 4

The inequality $\text{ecc}(c) \leq \text{rad}(S) + 5\delta$ holds for all δ -hyperbolic geodesic spaces and graphs. Moreover $C(S) \subseteq B(c, 5\delta)$ ($C(G) \subseteq B(c, 5\delta + 1)$ for δ -hyperbolic graphs).

Center II




Corollary 2

For a finite subset $S \subseteq V$ of a δ -hyperbolic graph $G = (V, E)$ with maximum degree $\Delta(G)$ and δ bounded by a constant, a vertex c with $\text{ecc}(c) \leq \text{rad}(S) + 2\delta$ can be computed in $O(|E|)$ time and the center $C(S)$ can be computed in $O(|\Delta(G)|^{5\delta+1}|E|)$ time. If the degrees of vertices of G are uniformly bounded, then $C(S)$ can be computed in linear $O(|E|)$ time.

Helly property for balls

Lemma 3

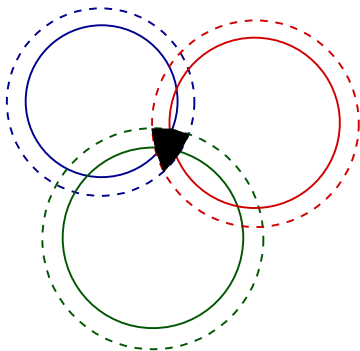
(Helly property for balls) If $B(s, r_s), i \in S$, is a family of pairwise intersecting balls of a δ -hyperbolic geodesic space (or graph) then the intersection $\bigcap \{B(s, r_s) + 2\delta\} : s \in S\}$ is nonempty.



Helly property for balls

Lemma 3

(Helly property for balls) If $B(s, r_s), i \in S$, is a family of pairwise intersecting balls of a δ -hyperbolic geodesic space (or graph) then the intersection $\bigcap \{B(s, r_s) + 2\delta\} : s \in S\}$ is nonempty.



Distance approximating trees I

Theorem (Gromov, 1987)

For any δ -hyperbolic metric space (X, d) on n points and any fixed basepoint $s \in X$, there a tree T and a map $\varphi : X \rightarrow T$ such that

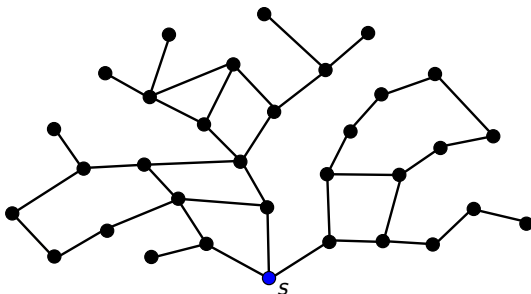
- $d_T(\varphi(s), \varphi(x)) = d(s, x)$ pour tout $x \in X$,
- $d(x, y) - 2\delta \log_2 n \leq d_T(\varphi(x), \varphi(y)) \leq d(x, y)$ for all $x, y \in X$.

The tree T can be constructed using $O(n^2)$ distance computations.

Proposition 5

For a δ -hyperbolic graph $G = (V, E)$ it is possible to construct in $O(|E|)$ time a tree $T = (V, F)$ which $(16 + 12\delta + 8\delta \log_2 n)$ -approximate the distances of G .

Distance approximating trees II

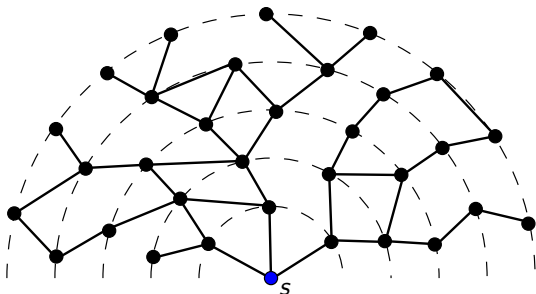


A **layering** of G is the partition of V into the concentric spheres

$$L^i = \{u \in V : d(s, u) = i\}, i = 0, 1, 2, \dots$$

A **layering partition** of G is a partition of each L^i into **clusters** $L_1^i, \dots, L_{p_i}^i$:
 $u, v \in L^i$ belong to the same cluster L_j^i iff they can be connected by a path outside the ball $B_{i-1}(s)$ of radius $i - 1$ centered at s .

Distance approximating trees II

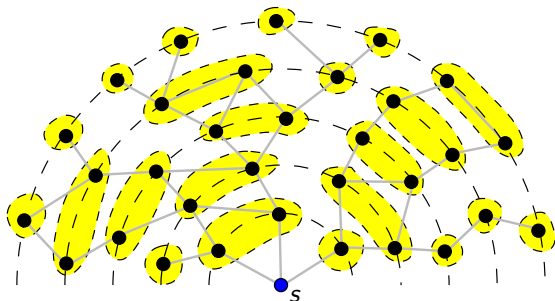


A **layering** of G is the partition of V into the concentric spheres

$$L^i = \{u \in V : d(s, u) = i\}, i = 0, 1, 2, \dots$$

A **layering partition** of G is a partition of each L^i into **clusters** $L_1^i, \dots, L_{p_i}^i$: $u, v \in L^i$ belong to the same cluster L_j^i iff they can be connected by a path outside the ball $B_{i-1}(s)$ of radius $i - 1$ centered at s .

Distance approximating trees II

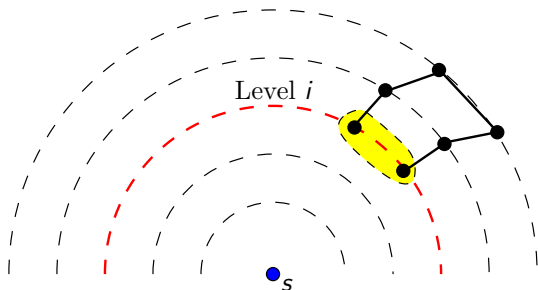


A **layering** of G is the partition of V into the concentric spheres

$$L^i = \{u \in V : d(s, u) = i\}, i = 0, 1, 2, \dots$$

A **layering partition** of G is a partition of each L^i into **clusters** $L_1^i, \dots, L_{p_i}^i$:
 $u, v \in L^i$ belong to the same cluster L_j^i iff they can be connected by a path outside the ball $B_{i-1}(s)$ of radius $i - 1$ centered at s .

Distance approximating trees II

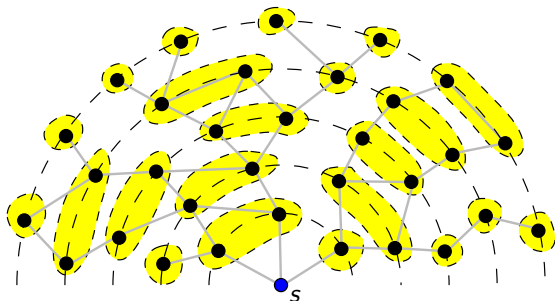


A **layering** of G is the partition of V into the concentric spheres

$$L^i = \{u \in V : d(s, u) = i\}, i = 0, 1, 2, \dots$$

A **layering partition** of G is a partition of each L^i into **clusters** $L_1^i, \dots, L_{p_i}^i$:
 $u, v \in L^i$ belong to the same cluster L_j^i iff they can be connected by a path outside the ball $B_{i-1}(s)$ of radius $i - 1$ centered at s .

Distance approximating trees II

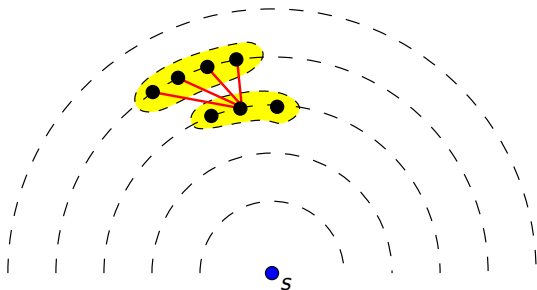


A **layering** of G is the partition of V into the concentric spheres

$$L^i = \{u \in V : d(s, u) = i\}, i = 0, 1, 2, \dots$$

A **layering partition** of G is a partition of each L^i into **clusters** $L_1^i, \dots, L_{p_i}^i$:
 $u, v \in L^i$ belong to the same cluster L_j^i iff they can be connected by a path outside the ball $B_{i-1}(s)$ of radius $i - 1$ centered at s .

Distance approximating trees II

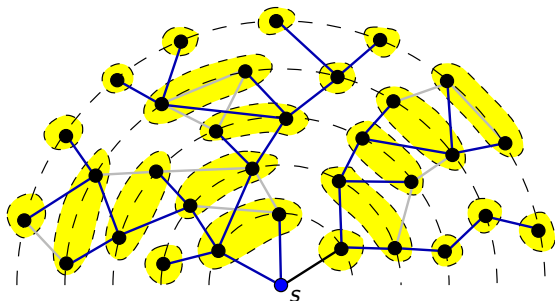


A **layering** of G is the partition of V into the concentric spheres

$$L^i = \{u \in V : d(s, u) = i\}, i = 0, 1, 2, \dots$$

A **layering partition** of G is a partition of each L^i into **clusters** $L_1^i, \dots, L_{p_i}^i$:
 $u, v \in L^i$ belong to the same cluster L_j^i iff they can be connected by a path outside the ball $B_{i-1}(s)$ of radius $i - 1$ centered at s .

Distance approximating trees II

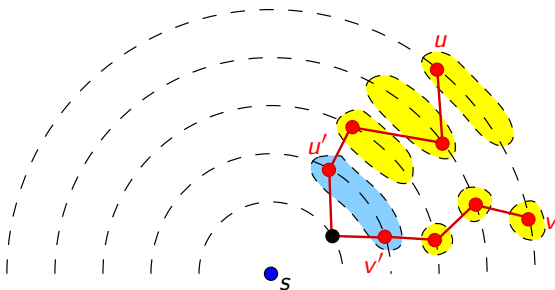


A **layering** of G is the partition of V into the concentric spheres

$$L^i = \{u \in V : d(s, u) = i\}, i = 0, 1, 2, \dots$$

A **layering partition** of G is a partition of each L^i into **clusters** $L_1^i, \dots, L_{p_i}^i$: $u, v \in L^i$ belong to the same cluster L_j^i iff they can be connected by a path outside the ball $B_{i-1}(s)$ of radius $i - 1$ centered at s .

Distance approximating trees II



$$d_T(u, v) \leq d_G(u, v) \leq d_T(u, v) + d_G(u', v')$$

Claim. The diameter of each cluster L_j^i of a δ -hyperbolic graph G with n vertices is at most $\Lambda_n := 16 + 12\delta + 8\delta \log_2 n$.

Proposition 5

For a δ -hyperbolic graph $G = (V, E)$, this construction gives a tree $T = (V, F)$ which Λ_n -approximate the distances of G .