







Initial ideas reflecting more of a “textbook” style of organization:



Course II Operations / Chapters 03-05: [logout](#)

[01](#) | [02](#) | [03](#) | [04](#) | [05](#) |

CHAPTER 03




 **CHAPTER 04**

CHAPTER 05






Operations with Fractions

- adding and subtracting fractions with mixed numbers
- estimating sums and differences
- multiplying and dividing fractions and mixed numbers

[01](#) | [02](#) | [03](#) | [04](#) | [05](#) |




[Modules](#) | [Links](#) | [Help](#)



Course II Operations / Chapters 03-05: **Chapter 04** [logout](#)

[01](#) | [02](#) | [03](#) | [04](#) | [05](#) |

 **CHAPTER 04**

4.1 Adding and Subtraction Fractions

$\frac{2}{5}$ 2 parts out of 5 equal parts; (can also be written as 2/5)

$\frac{1}{4}$ 1 part out of 4 equal parts; (can also be written as 1/4)

$\frac{2}{3}$ 2 parts out of 3 equal parts; (can also be written as 2/3)



A fraction involves two integers: the number on top is the numerator and the number below is the denominator.

The denominator tells us how many equal parts into which the whole is divided.

The numerator counts how many of such parts to take.

Please remember these words and what they mean.

[01](#) | [02](#) | [03](#) | [04](#) | [05](#) |




REMEMBER! The least common denominator (LCD) is the smallest common multiple of two or more denominators

[Modules](#) | [Links](#) | [Help](#)

(Different color scheme for a different chapter)

WME | Kimpton

Course II Operations / Chapters 03-05: **Chapter 05** [01](#) [02](#) [03](#) [04](#) [05](#) [logout](#)

 **CHAPTER 05**

5.3 Algebra Connection:
Multiplying and Dividing Integers



Mathematics is hard to do without symbols for numbers, or numerals. In the first place, it was necessary for humans to invent symbols for numerals.

You may ask who invented the numerals that the whole world use today. It was the Arabs back in the 9th century. The House of Wisdom in ancient Baghdad (Iraq) used the concept of counting angles to design the symbols for the numbers one through nine.

[Modules](#) | [Links](#) | [Help](#)

Beginning layout revisions based on Wednesday's discussion and the Model Site Draft

WME | Kimpton



[Teach](#) [Learn](#) [Explore](#) [Assess](#) [Tools](#) [Admin](#) [Help](#)

Welcome!

Welcome to Web-based Mathematics Education (WME) at Kimpton Middle School.

This site is part of a pilot project to develop WME and create a new paradigm for mathematics education.

Making Math Easy and Fun

WME Provides interesting, dynamic and hands-on lessons expertly prepared, organized, and delivered on the Web in a customized form to your classes.

STUDENTS:

[click here to begin your class](#)


TEACHERS:

[click here to start a class](#)


VISITORS:

[click here to explore the site](#)






[Links to teacher resources online...](#)



WME | Kimpton



[Teach](#) [Learn](#) [Explore](#) [Assess](#) [Tools](#) [Admin](#) [Help](#)

Welcome!

Welcome to Web-based Mathematics Education (WME) at Kimpton Middle School.

This site is part of a pilot project to develop WME and create a new paradigm for mathematics education.

Making Math Easy and Fun

WME Provides interesting, dynamic and hands-on lessons expertly prepared, organized, and delivered on the Web in a customized form to your classes.

STUDENTS:


[click here to begin your class](#)




TEACHERS:

[click here to start a class](#)

VISITORS:

[click here to explore the site](#)







A Percent Grid



Percent & Pizza

Percentage of Nos.

1. Introduction
2. Manipulative
3. Questions

